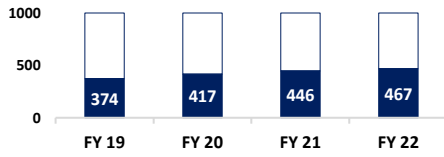
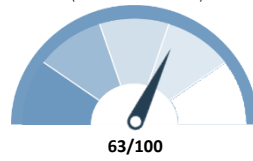


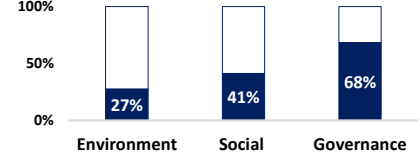
Industry's ESG Risk score transition



Industry's transparency score
(Level of disclosures)



Industry's ESG performance
(FY22 disclosures)

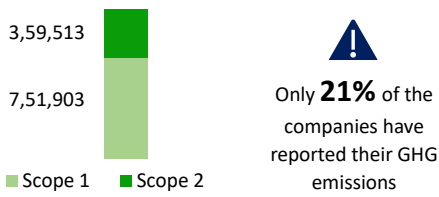


ENVIRONMENT

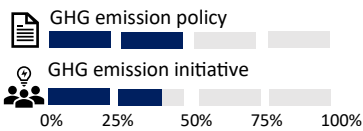
Environmental performance of the industry based on FY22 disclosures has improved by **22.86%** over the previous year

GHG EMISSIONS

Amount of GHG emissions (MT)



Percentage of companies having:

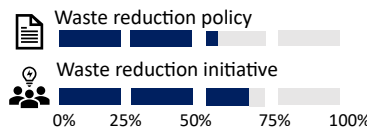


WASTE MANAGEMENT

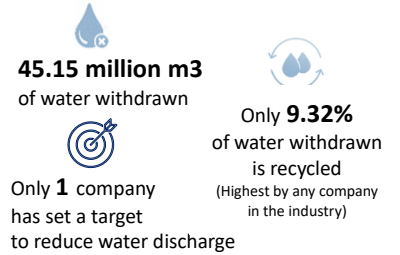
Non-hazardous waste: **192042 MT**
Hazardous waste: **8974 MT**



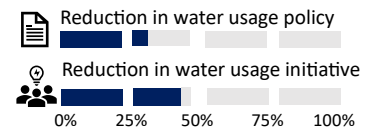
Percentage of companies having:



WATER EFFICIENCY



Percentage of companies having:

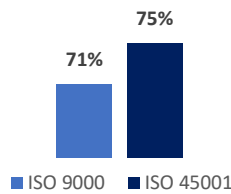


SOCIAL

Social performance of the industry based on FY 22 disclosures has improved by a meagre **2.86 %** over previous year

25 out of 28 companies have policies on human rights
↓
Yet only **6** companies have taken up initiatives

ISO CERTIFICATION



Despite certifications on occupational health & safety and internal quality management system,

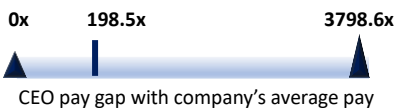
25 fatalities have occurred at one of the large companies &
Only **29%** companies have conducted quality test on its products

89%
Customer satisfaction (Best company)

12.25
Industry average training hours

GOVERNANCE

Governance performance of the industry based on FY 22 disclosures has **remained the same** over previous year

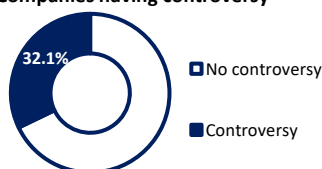


89% of the companies have initiatives to prevent bribery, corruption and money laundering

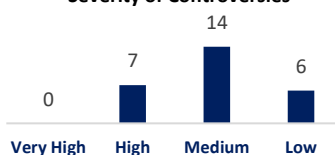
15% Average percentage of female board members in the industry

CONTROVERSIES IN THE INDUSTRY

Companies having controversy



Severity of Controversies



Key issues with most controversies

