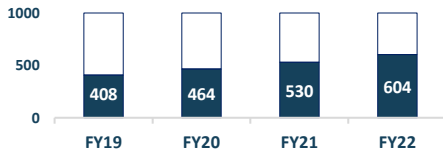
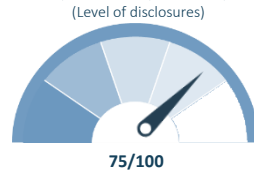


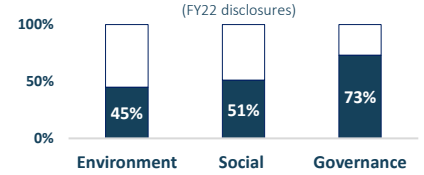
Industry's ESG Risk score transition



Industry's transparency score




Industry's ESG performance



ENVIRONMENT

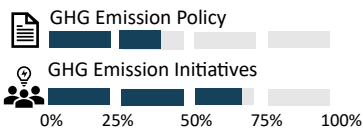
Environmental performance of the industry based on FY22 disclosures has improved by **42.41%** over the previous year

GHG EMISSIONS



39% of the companies have reported their GHG emissions

Percentage of companies having:

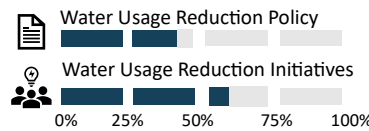


WATER EFFICIENCY

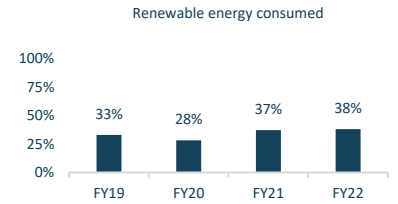
3,21,900 m³ of water withdrawn for consumption

Only **0.18%** of the water withdrawn is recycled

Percentage of companies having:

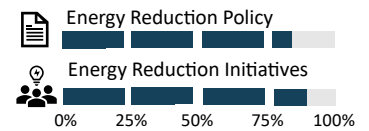


ENERGY EFFICIENCY



16% companies have a target to increase renewable energy usage

Percentage of companies having:



SOCIAL

Social performance of the industry based on FY 22 disclosures has improved by **19.18%** over the previous year

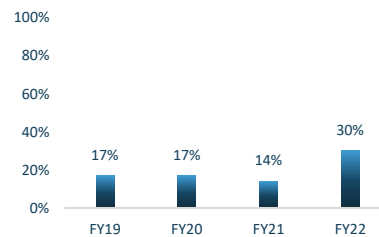
41 out of **43** companies have policies on diversity & inclusion

However, only **11** companies have set targets for the same

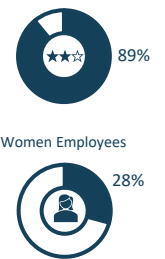
77% of the companies have an information security management system

Yet, **47%** of them train their staff on data privacy and data security

Employee Turnover Rate




Customer Satisfaction Percentage



GOVERNANCE

Governance performance of the industry based on FY 22 disclosures has improved by a meagre **8.3%** over the previous year

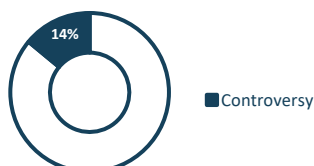


98% of the companies have a mechanism in place to enhance the effectiveness of its board

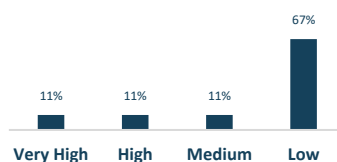
24% Average female board members in the industry

CONTROVERSIES IN THE INDUSTRY

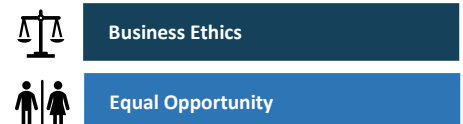
Companies having controversy



Severity of Controversies



Key Issues with most controversies



* This analysis is based on 43 companies in the industry forming a part of ESGRisk.ai's coverage of 1100 companies with respect to FY22 disclosures